



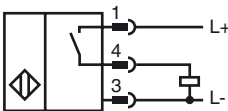
Model Number

NBN12-18GM35-E2-V1

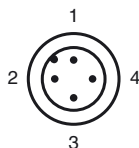
Features

- 12 mm not embeddable
- Increased operating distance

Connection



Pinout



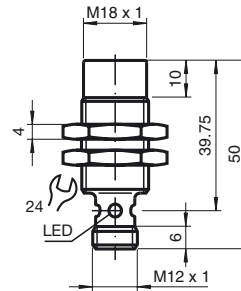
Wire colors in accordance with EN 60947-5-2

1	BN	(brown)
2	WH	(white)
3	BU	(blue)
4	BK	(black)

Accessories

- BF 18-F**
Mounting flange with dead stop, 18 mm
- V1-W**
4-pin, M12 female field-attachable connector
- V1-G-2M-PUR**
Cable socket, M12, 4-pin, PUR cable
- V1-W-2M-PUR**
Cable socket, M12, 4-pin, PUR cable
- V1-G**
4-pin, M12 female field-attachable connector

Dimensions



Technical Data

General specifications

Switching element function	PNP	NO
Rated operating distance	s_n	12 mm
Installation		not embeddable
Output polarity		DC
Assured operating distance	s_a	0 ... 9.72 mm
Reduction factor r_{AI}		0.35
Reduction factor r_{Cu}		0.35
Reduction factor r_{303}		0.7

Nominal ratings

Operating voltage	U_B	10 ... 30 V
Switching frequency	f	0 ... 300 Hz
Hysteresis	H	typ. 5%
Reverse polarity protected		reverse polarity protected
Short-circuit protection		pulsing
Voltage drop	U_d	≤ 2.5 V
Operating current	I_L	0 ... 100 mA
No-load supply current	I_0	≤ 12 mA
Indication of the switching state		Multihole-LED, yellow

Functional safety related parameters

MTTF _d	2090 a
Mission Time (T_M)	20 a
Diagnostic Coverage (DC)	0 %

Ambient conditions

Ambient temperature	-25 ... 70 °C (-13 ... 158 °F)
---------------------	--------------------------------

Mechanical specifications

Connection type	Device connector M12 x 1 , 4-pin
Housing material	brass, nickel-plated
Sensing face	PBT
Protection degree	IP67

Compliance with standards and directives

Standard conformity	
Standards	EN 60947-5-2:2007 IEC 60947-5-2:2007

Approvals and certificates

UL approval	cULus Listed, General Purpose
CSA approval	cCSAus Listed, General Purpose
CCC approval	Products with a maximum operating voltage of ≤ 36 V do not bear a CCC marking because they do not require approval.

Release date: 2011-07-14 12:08 Date of issue: 2011-07-14 18:1078_eng.xml